

**AIG India Equity Fund | AIG World Gold Fund
AIG Infrastructure and Economic Reform Fund**



WHY BUY GOLD WHEN YOU CAN BUY A GOLD MINE?



When gold prices rise, the profitability of gold mining companies tends to rise even faster. Consequently, at such times, shares of these companies are likely to outperform gold as a medium of investment.

The AIG World Gold Fund (an open ended Fund of Funds scheme) invests in companies engaged in the extracting, processing and marketing of gold and other precious metals through Falcon Gold Equity Fund based in Zurich.

Fund Performance (as on 28 February 2011)	1 Year	Since Inception
AIG World Gold Fund	37.85%	16.99%
Financial Times Gold Mines Total - Price Index (in INR)*	27.52%	11.39%



~ An open ended Fund of Funds scheme ~

* Benchmark. Returns for a period equal to or greater than 1 year are Compounded Annualized (CAGR). The above returns are calculated for Growth option. As per SEBI standards of performance reporting, the since inception returns are calculated on ₹ 10/- invested at inception. Inception Date: 6 June 2008.

“Falcon Gold Equity Fund wins the Lipper Fund Award again in 2011.”

Falcon Gold Equity Fund, the underlying fund of AIG World Gold Fund, has been awarded **Best Fund for the third consecutive year** at the Lipper Fund Awards 2011 in the category Equity Sector - Gold and Precious Metals for the 5 year performance period. The fund has also been awarded Best Fund in the same category for the 3 year performance period at the Lipper Fund Awards in 2009 and 2010. Please refer back page for awards methodology. **Past performance is no guarantee of future results.**

To know more, call us at 1800 200 3444.

AIG India Equity Fund (An open-ended equity scheme)

**AIG INDIA
EQUITY FUND**

PORTFOLIO

as on 28 February 2011

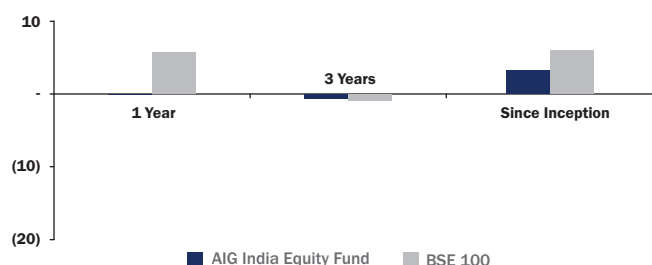
Name of the Instrument	Sector	% to NAV
EQUITY & EQUITY RELATED INSTRUMENTS		
Infosys Technologies Ltd.	Software	5.46
Dr. Reddy's Laboratories Ltd.	Pharmaceuticals	5.37
HDFC Bank Ltd.	Banks	4.75
Bharat Electronics Ltd.	Industrial Capital Goods	3.89
Torrent Power Ltd.	Power	3.51
Oracle Financial Services Software Ltd.	Software	3.12
Jindal Steel & Power Ltd.	Ferrous Metals	3.12
GAIL (India) Ltd.	Gas	3.08
Hero Honda Motors Ltd.	Auto	3.05
Bajaj Auto Ltd.	Auto	2.97
Total of Top 10 Equity Holdings		38.32
Sun Pharmaceutical Industries Ltd.	Pharmaceuticals	2.92
Bharti Airtel Ltd.	Telecom Services	2.82
Bosch Ltd.	Auto Ancillaries	2.70
Coromandel International Ltd.	Fertilisers	2.29
Castrol India Ltd.	Petroleum Products	2.14
Shree Cement Ltd.	Cement	2.02
Indraprastha Gas Ltd.	Gas	1.94
Petronet LNG Ltd.	Gas	1.94
Andhra Bank	Banks	1.89
AIA Engineering Ltd.	Industrial Capital Goods	1.88
Total of Top 20 Equity Holdings		60.87
Redington India Ltd.	Hardware	1.69
Power Grid Corporation of India Ltd.	Power	1.60
Cummins India Ltd.	Industrial Products	1.54
Mundra Port and Special Economic Zone Ltd.	Transportation	1.52
Glaxo Smithkline Pharmaceuticals Ltd.	Pharmaceuticals	1.39
Bharat Petroleum Corporation Ltd.	Petroleum Products	1.25
Hindustan Petroleum Corporation Ltd.	Petroleum Products	1.20
Mangalore Refinery and Petrochemicals Ltd.	Petroleum Products	1.18
Nestle India Ltd.	Consumer Non Durables	1.13
Mphasis Ltd.	Software	1.00
Hindustan Zinc Ltd.	Non - Ferrous Metals	0.98
Sun TV Network Ltd.	Media & Entertainment	0.27
Colgate Palmolive (India) Ltd.	Consumer Non Durables	0.07
TOTAL EQUITY HOLDINGS		75.70
DEBT / MONEY MARKET / CASH & CASH EQUIVALENT		24.30
GRAND TOTAL		100.00

Fund Activity

- We bought Shree Cement, Nestle
- We sold Sun TV, VA Tech Wabag

PERFORMANCE (%)

as on 28 February 2011



Returns for a period equal to or greater than 1 Year are Compounded Annualised.

The returns calculated are for Regular Plan - Growth Option.

Note: As per SEBI standards for performance reporting, the since inception returns are calculated on ₹ 10/- invested at inception.

Inception Date: 22 June, 2007

Past performance may or may not be sustained in future.

NAV

as on 28 February 2011

Scheme Name	₹
AIG India Equity Fund - Reg - Dividend	11.274
AIG India Equity Fund - Reg - Growth	11.274

TOP 5 SECTORS

as on 28 February 2011

Sector	% of NAV
Pharmaceuticals	9.67
Software	9.58
Gas	6.97
Banks	6.64
Auto	6.02

Fund Corpus: ₹ 172.90 crore (as on 28 February 2011)

Fund Manager: Huzaifa Husain

AIG Infrastructure and Economic Reform Fund

(An open-ended equity scheme)



PORTFOLIO

as on 28 February 2011

Name of the Instrument	Sector	% to NAV
EQUITY & EQUITY RELATED INSTRUMENTS		
Bharti Airtel Ltd.	Telecom Services	7.88
Siemens Ltd.	Industrial Capital Goods	6.95
Coromandel International Ltd.	Fertilisers	5.47
Jindal Steel & Power Ltd.	Ferrous Metals	5.09
Power Grid Corporation of India Ltd.	Power	5.04
GAIL (India) Ltd.	Gas	4.80
Torrent Power Ltd.	Power	4.50
Cummins India Ltd.	Industrial Products	4.08
Bharat Electronics Ltd.	Industrial Capital Goods	4.06
Indraprastha Gas Ltd.	Gas	3.70
Total of Top 10 Equity Holdings		51.57
Gujarat State Petronet Ltd.	Gas	3.66
Andhra Bank	Banks	3.32
AIA Engineering Ltd.	Industrial Capital Goods	3.27
Shree Cement Ltd.	Cement	3.10
Tata Power Company Ltd.	Power	3.09
Punjab National Bank	Banks	3.03
NTPC Ltd.	Power	2.98
Petronet LNG Ltd.	Gas	2.85
Bharat Petroleum Corporation Ltd.	Petroleum Products	2.47
Union Bank of India	Banks	1.92
Total of Top 20 Equity Holdings		81.26
Mundra Port and Special Economic Zone Ltd.	Transportation	1.87
Allahabad Bank	Banks	1.81
Hindustan Petroleum Corporation Ltd.	Petroleum Products	1.36
Corporation Bank	Banks	0.53
TOTAL EQUITY HOLDINGS		86.84
DEBT / MONEY MARKET / CASH & CASH EQUIVALENT		13.16
GRAND TOTAL		100.00

Fund Corpus: ₹ 122.74 crore (as on 28 February 2011)

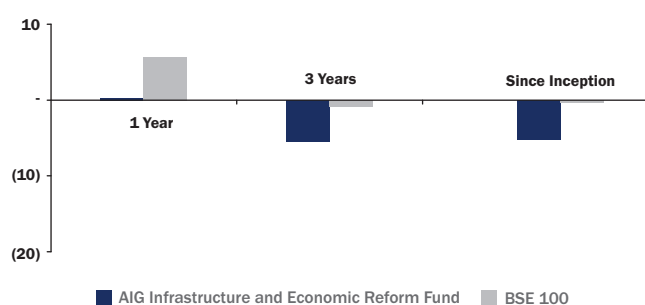
Fund Manager: Huzaifa Husain

Fund Activity

- We bought Siemens, Tata Power
- We sold VA Tech Wabag, Jet Airways

PERFORMANCE (%)

as on 28 February 2011



Returns for a period equal to or greater than 1 Year are Compounded Annualised. The returns calculated are for Regular Plan - Growth Option. Note: As per SEBI standards for performance reporting, the since inception returns are calculated on ₹ 10/- invested at inception.

Inception Date: 25 February, 2008

Past performance may or may not be sustained in future.

NAV

as on 28 February 2011

Scheme Name	₹
AIG Infrastructure and Economic Reform Fund - Reg - Dividend	8.497
AIG Infrastructure and Economic Reform Fund - Reg - Growth	8.497
AIG Infrastructure and Economic Reform Fund - IP - Dividend	8.667
AIG Infrastructure and Economic Reform Fund - IP - Growth	8.667

AIG World Gold Fund

(An open ended Fund of Funds scheme)



PORTFOLIO

as on 28 February 2011

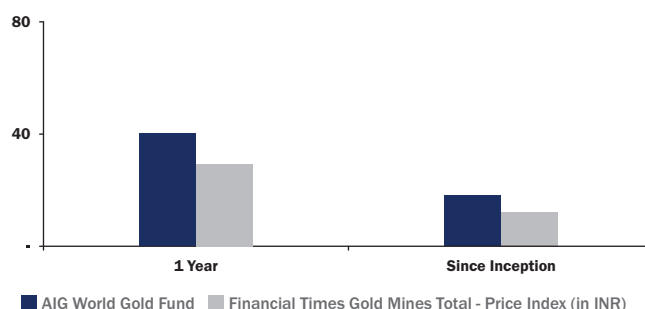
Name of the Instrument	% to NAV
Investments in Foreign Securities	
Falcon Gold Equity Fund Class "I Asia"	96.50
Total	96.50
DEBT / MONEY MARKET / CASH & CASH EQUIVALENT	3.50
GRAND TOTAL	100.00

Fund Corpus: ₹ 205.71 crore (as on 28 February 2011)

Fund Manager: Vikrant Mehta

PERFORMANCE (%)

as on 28 February 2011



Returns for a period equal to or greater than 1 Year are Compounded Annualised. The returns calculated are for Growth Option. Note: As per SEBI standards for performance reporting, the since inception returns are calculated on ₹ 10/- invested at inception.

Inception Date: 6 June, 2008

Past performance may or may not be sustained in future.

NAV

as on 28 February 2011

Scheme Name	₹
AIG World Gold Fund - Dividend	13.848
AIG World Gold Fund - Growth	15.353

AIG Investments is a group of international companies that provide investment advice and market asset management products and services to clients around the world. AIG Investments is a registered mark of American International Group, Inc. (AIG). Services and products are provided by one or more affiliates of AIG.

AIG India Equity Fund:

Scheme Classification: An open-ended equity scheme. **Investment objective:** The primary objective of the scheme is to generate long-term capital appreciation from a diversified portfolio of predominantly equity and equity-related securities including equity derivatives. **Asset Allocation Pattern:** Equities and equity related securities: 80%-100%; Debt and money market securities / instruments / funds: 0% - 20%. **Load Structure:** Entry Load : N. A. Exit Load: 1% of the Applicable NAV if redeemed within 1 year from the date of allotment.

AIG Infrastructure and Economic Reform Fund:

Scheme Classification: An open ended equity scheme. **Investment objective:** The investment objective of the Scheme is to generate long-term capital appreciation from a diversified portfolio of predominantly (at least 65%) equity and equity-related securities of companies involved in economic development of India as a result of potential investments in infrastructure and unfolding economic reforms. However there can be no assurance that the investment objective of the scheme will be realized as actual market movements may be at variance with anticipated trends. **Asset Allocation Pattern:** Equity and equity related securities: 80% to 100%; Debt & money market securities/instruments/funds: 0% to 20%. The fund would remain fully invested upto 95% in equity and equity related securities and will have only 5% in short term debt and money market instruments to meet short term liquidity requirements of the scheme. **Load Structure:** Entry Load : N. A. Exit Load: 1% of the Applicable NAV if redeemed within 1 year from the date of allotment.

AIG World Gold Fund:

Scheme Classification: An open ended Fund of Funds Scheme. **Investment objective:** The primary investment objective of the Scheme is to provide long term capital appreciation by investing predominantly in units of Falcon Gold Equity Fund#. The Scheme may, at the discretion of the Investment Manager, also invest in the units of other similar overseas mutual fund schemes. **Asset Allocation Pattern:** Units of Falcon Gold Equity Fund & /or other similar overseas mutual fund scheme(s): 80% - 100%; Debt and money market securities and / or units of debt / liquid schemes of Domestic Mutual Funds: 0% - 20%. # in the units of Falcon Gold Equity Fund, a mutual fund subject to Swiss law in the "securities funds" category as defined by the Investment Funds Act dated March 18, 1994. **Load Structure:** Entry Load : N. A. Exit Load: 1% of the Applicable NAV if redeemed within 1 year from the date of allotment. Being a Fund of Funds Scheme, it may be noted that the investors are bearing the recurring expenses of the scheme in addition to those of the underlying schemes. The Scheme invests predominantly in Falcon Gold Equity Fund. For scheme specific risks, including risks related to investments in Falcon Gold Equity Fund, and other similar overseas mutual funds(s), please refer the Scheme Information Document.

Awards Methodology: The Lipper Fund Awards program highlights funds that have excelled in delivering consistently strong risk-adjusted performance relative to peers. Lipper designates award-winning funds in most individual classifications for the three, five and ten-year periods. In addition, the Lipper Fund Awards program spotlights fund families with high average scores for all funds within a particular asset class or overall. The Lipper Awards 2011 highlights funds registered for sale in the respective country as of December 31, 2010 with at least 36 months of performance history as of the said date. For complete details on the Award methodology, visit www.lipperweb.com.

Common Information for the above mentioned schemes: No exit load shall be charged on Bonus units allotted and on units allotted on Reinvestment of Dividend.

Terms of issue: Units of the Scheme(s) are being offered at NAV based prices. Scheme Information Document, Key Information Memorandum and Application Forms / Transaction Slips are available at the ISCs / distributors.

General Services: Investors can contact any of the ISCs at its toll-free number 1800-200-3444. NAVs will be calculated and disclosed on all Business days.

Risk Factors: Mutual Funds, like securities investments, are subject to market risks and there is no guarantee against loss in the Schemes or that the Schemes' objectives will be achieved. As with any investment in securities, the NAV of the Units issued under the Schemes can go up or down depending on various factors and forces affecting the securities market. Investments in the Schemes will be affected by trading volumes, settlement periods, volatility, price fluctuations, inability to sell securities, disinvestment of holdings of any unlisted stocks prior to target date of disinvestment, credit risk, currency risk, country risk, interest rate risk and default risk including possible loss of principal. As the price / value / interest rates of the securities in which the schemes invests fluctuate, the value of your investment in the schemes may go up or down. Past performance of the Sponsor / AMC / Mutual Fund does not guarantee future performance of the schemes.

AIG India Equity Fund, AIG Infrastructure and Economic Reform Fund and AIG World Gold Fund are the names of the Schemes and do not, in any manner, indicate the quality of the Schemes, their future prospects or returns. The sponsor is not responsible or liable for any loss resulting from the operation of the schemes beyond the initial contribution of ₹ 1 lakh made by it towards setting up the Fund. The present schemes do not give any guaranteed or assured return. In addition the schemes do not guarantee or assure any dividend and also does not guarantee or assure that they will make any dividend distribution, though they have every intention to make the same in the dividend option of the plans. All dividend distributions are subject to the investment performance of the Schemes. The Schemes and individual Plan(s) with a separate portfolio, if any, under the respective Scheme(s) shall have a minimum of 20 investors and no single investor shall account for more than 25% of the corpus of the Scheme(s)/Plan(s). In case of non-fulfillment with either of the above two conditions, specified SEBI Guidelines in this regard would be complied with. **Please read the respective Scheme Information Document and Statement of Additional Information carefully before investing.**

Statutory Details: AIG Global Investment Group Mutual Fund ('the Fund') has been established as a trust under the Indian Trusts Act, 1882, sponsored by AIG Capital Corporation (liability restricted to ₹ 1 lakh). AIG Trustee Company (India) Private Limited, a company incorporated under the Companies Act, 1956, with a limited liability is the Trustee to the Fund. AIG Global Asset Management Company (India) Private Limited, a company incorporated under the Companies Act, 1956, with a limited liability is the Investment Manager to the Fund.

www.aiginvestments.co.in

AIG Investments®

AIG Global Asset Management Company (India) Private Limited

**Regd. Office: 604, Peninsula Tower, 6th Floor,
Peninsula Corporate Park, G. K. Marg, Lower Parel,
Mumbai - 400 013. Tel.: (91 22) 4093 0000. Fax: (91 22) 4093 0077**

Investor Care 1800-200-3444

E-mail: investorcare@aig.com

Distributor Care 6000 0344 **E-mail:** distributorcare@aig.com

SMS MYSIP to 56767